

L7.00:28

28 of 28

Final Report --  
Engineering Section

\*National Archives:  
Reel 55, Folder 104




67/14

c



# LEGEND:

- 1 EVACUEE QUARTERS
- 2 EVACUEE MESS HALLS
- 3 LAUNDRY & BATH HOUSE
- 4 EVACUEE RECREATION BLDGS
- 5 ADMINISTRATION BUILDINGS
- 6 ADMINISTRATION WAREHOUSE
- 7 ADMINISTRATION GARAGE
- 8 SHOP
- 9 POST OFFICE
- 10 STORE & POST EXCHANGE (MESS)
- 11 FIRE STATION
- 12 DORMITORY
- 13 STAFF MESS
- 14 RECREATION BUILDING
- 15 B.O. QUARTERS
- 16 BARRACKS (STAFF APARTMENTS)
- 17 HEADQUARTER
- 18 GUARD HOUSE
- 19 RECREATION BLDG.
- 20 POST EXCHANGE
- 21 DISPENSARY
- 22 GARAGE
- 23 MESS HALL
- 24 LAVATORY
- 25 LAVATORY
- 26 WAREHOUSE
- 27 WAREHOUSE, REFRIGERATED
- 28 FLAG POLE
- 29 GASOLINE STATION
- 30 VISITORS BLDG.
- 31 WATCH TOWER
- 32 STORAGE BLDG.
- 33 HOSPITAL ADMINISTRATION BLDG.
- 34 DOCTORS QUARTERS
- 35 NURSES QUARTERS
- 36 OUTPATIENTS BLDG.
- 37 CHILDRENS WARD
- 38 SURGERY
- 39 OBSTETRICAL WARD
- 40 HOSPITAL MESS HALL
- 41 STANDARD WARD BLDG.
- 42 WAREHOUSE
- 43 MORGUE & DISINFECTING BLDG.
- 44 ISOLATION WARD
- 45 LAUNDRY
- 46 BOILER HOUSE
- 47 RESERVOIR
- 48 WATER TOWER & TANK
- 49 WATER PUMPING STATION
- 50 WELL HOUSE
- 51 CHLORINATOR & WELL HOUSE
- 52 IMHOFF TANK
- 53 SLUDGE PUMP HOUSE
- 54 SLUDGE BED
- 55 AERATION PONDS
- 56 COAL STORAGE
- 57 GREASE RACK
- 58 GARAGE & REPAIR SHOP
- 59 STORAGE
- 60 MOTOR POOL OFFICE
- 61 STORAGE BLDG.
- 62 ADMINISTRATION OFFICE BLDG.
- 63 ADMINISTRATION OFFICE BLDG.
- 64 REFRIGERATED STORAGE BLDG.
- 65 WAREHOUSE
- 66 SHOP BUILDING
- 67 SHOP BUILDING
- 68 STAFF QUARTERS
- 69 ROOT CELLAR
- 70 STORAGE
- 71 STORAGE
- 72 GATE HOUSE
- 73 STORAGE
- 74 TOOL HOUSE
- 75 INTERNAL SECURITY OFFICE
- 76 OFFICE BUILDING
- 77 STORE BUILDING
- 78 WAREHOUSE
- 79 SCHOOL BUILDING
- 80 CLASSROOM BLDG.
- 81 BLACKSMITH SHOP
- 82 COLUMBARIUM
- 83 GARBAGE WASH HSE

-  BASIC CONSTRUCTION  
 WRA CONSTRUCTION  
 REMODELING PROJECT

## LAYOUT GRANADA RELOCATION CENTER AMACHE - COLORADO

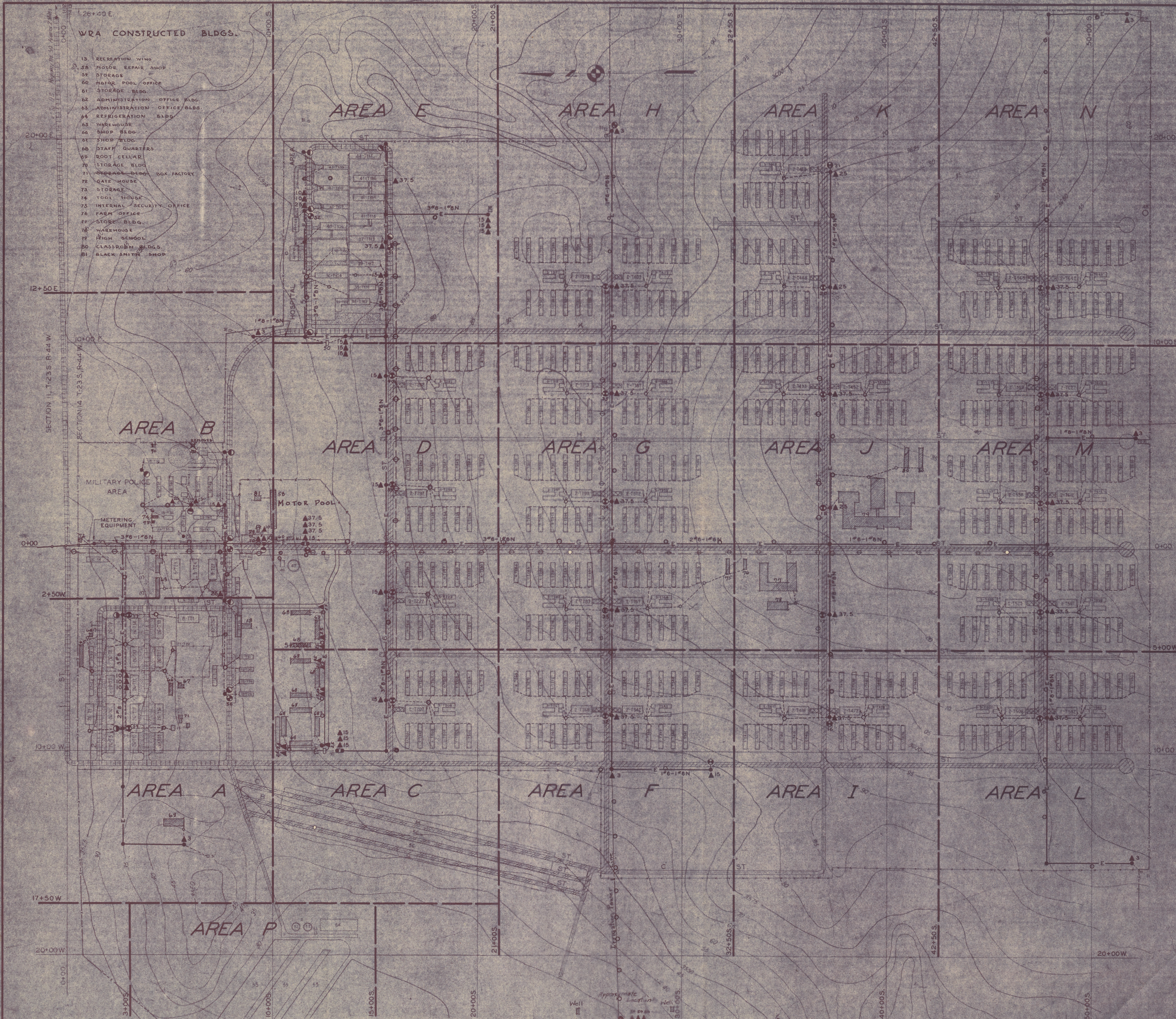
SCALE  
0 100 200 300 400 500 FEET

SEPT. 19, 1944

F. F. A.







# BUILDING LEGEND

- 1 J. QUARTERS
- 2 J. MESS HALL
- 3 LAUNDRY & BATH HOUSE
- 4 J. RECREATION BUILDING
- 5 ADMINISTRATION BUILDING
- 6 WAREHOUSE, ADMINISTRATION
- 7 ADMINISTRATION GARAGE, 8 CAR
- 8 SHOP
- 9 POST OFFICE
- 10 STORE AND POST EXCHANGE BUILDING
- 11 FIRE STATION
- 12 DORMITORY
- 13 MESS HALL, M-104
- 14 RECREATION BUILDING
- 15 B. O. QUARTERS
- 16 BARRACKS
- 17 M. P. HEADQUARTERS BUILDING
- 18 GUARD HOUSE
- 19 RECREATION BUILDING
- 20 POST EXCHANGE
- 21 DISPENSARY
- 22 GARAGE, 4 CAR
- 23 MESS HALL, M-136 (MOD)
- 24 LAVATORY, L-4 (MOD)
- 25 LAVATORY, L-2 (MOD)
- 26 WAREHOUSE
- 27 WAREHOUSE WITH REFRIGERATION
- 28 FLAG POLE
- 29 GASOLINE STATION
- 30 VISITOR'S BUILDING
- 31 WATCH TOWER
- 32 TEMPORARY STORAGE BUILDING
- 33 HOSPITAL ADMINISTRATION BUILDING
- 34 DOCTOR'S QUARTERS
- 35 NURSES QUARTERS, HQ-18
- 36 OUTPATIENTS BUILDING
- 37 CHILDREN'S WARD
- 38 SURGERY BUILDING
- 39 OBSTETRICAL WARD
- 40 HOSPITAL MESS HALL
- 41 STANDARD WARD BUILDING
- 42 WAREHOUSE
- 43 MORGUE AND DISINFECTING BUILDING
- 44 ISOLATION WARD
- 45 LAUNDRY BUILDING
- 46 HOSPITAL BOILER HOUSE
- 47 UNDERGROUND WATER STORAGE TANK
- 48 WATER TOWER AND TANK
- 49 WATER PUMPING STATION
- 50 WELL HOUSE
- 51 CHLORINATOR AND WELL HOUSE
- 52 IMHOFF TANK
- 53 SLUDGE PUMP HOUSE
- 54 SLUDGE BED
- 55 AERATION PONDS
- 56 COAL STORAGE
- 57 GREASE RACK

# LEGEND

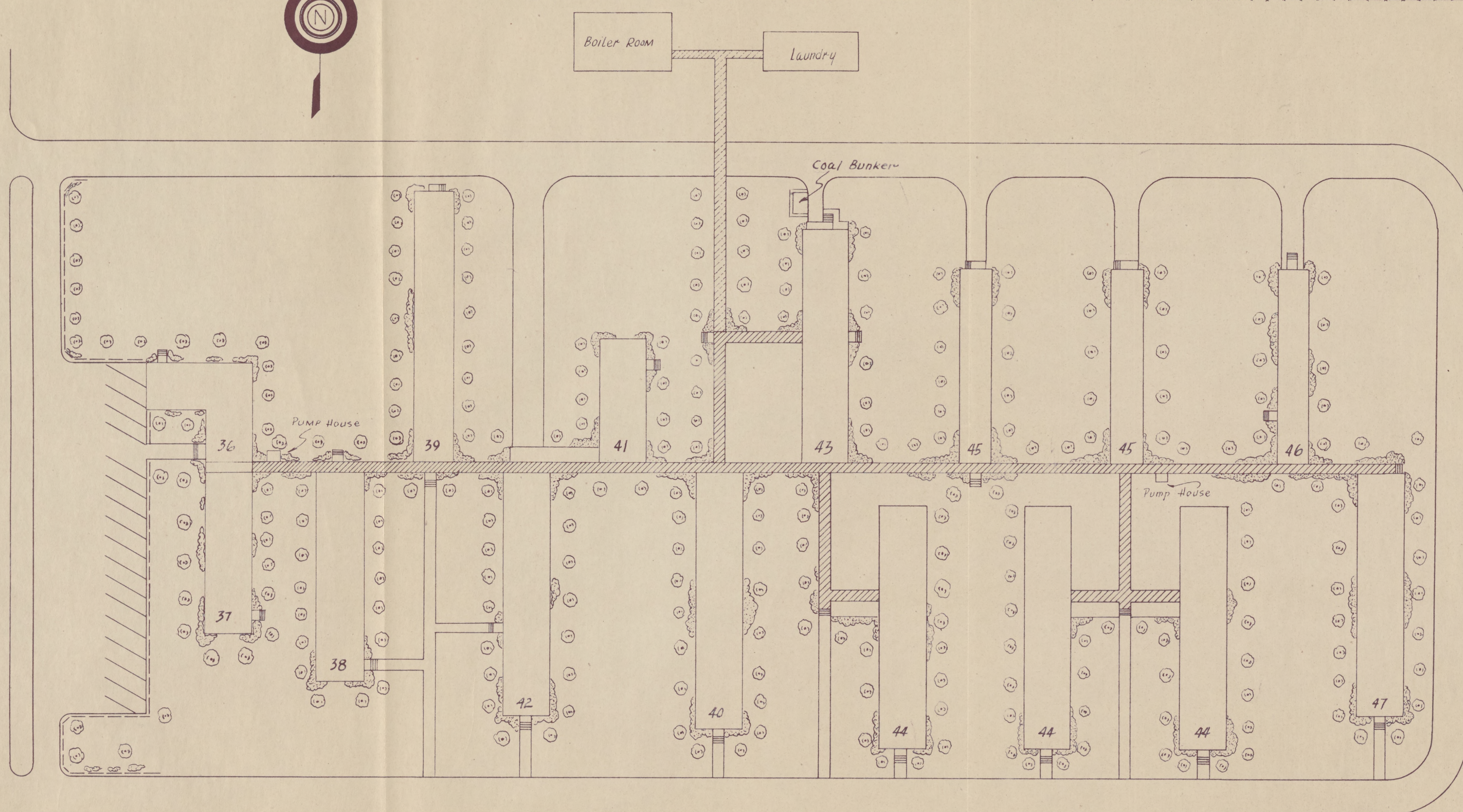
- POWER CO. PRIMARY, 7200/12500 V., 3 $\phi$ , Y.
- PRIMARY CIRCUIT.
- POLE.
- H-FRAME
- FIRE REPORTING LIGHT, PHONE & NUMBER
- STREET LIGHT WITH SWITCH
- SECTIONALIZING SWITCH
- ▲ 10 TRANSFORMER AND SIZE IN KVA.
- 18" ROADWAY, 6" CRUSHED ROCK BASE, DOUBLE ARMOR COAT.
- 18" ROADWAY, 6" CRUSHED ROCK.
- 18" ROADWAY, EARTH, GRADED.
- 22" ROADWAY, 6" CRUSHED ROCK.
- SERVICE DRIVE, 6" CRUSHED ROCK.
- SERVICE DRIVE & PARKING AREA, 6" CRUSHED ROCK BASE, DOUBLE ARMOR COAT.
- SIGNAL LINES & POLES
- SECONDARY CIRCUIT

- 3-T522 BUILDING NUMBER SHOWN ON DRAWING
- POST NUMBER.
- BUILDING LEGEND NUMBER.

WAR RELOCATION AUTHORITY  
GRANADA RELOCATION CENTER - COLO.  
ELECTRICAL DISTRIBUTION  
AND SIGNAL SYSTEM  
(TO ACCOMPANY FINAL CLOSING REPORT)

DR.	(PROJECT DIRECTOR)
TR.	(DIVISION CHIEF)
CH.	(SECTION HEAD)
SCALE:	1 IN. = 200 FT. GRANADA, COLO. MAR. 3, 45





Building Legend	
Bldg. No.	Description
36	Hospital Administration
37	Doctors Quarters
38	Nurses Quarters
39	Outpatients Building
40	Childrens Ward
41	Surgery Building
42	Obstetrical Ward
43	Mess M-12
44	Ward (Std.)
45	Warehouse
46	Morgue & Disinfecting Bldg.
47	Isolation Ward

- LEGEND
- GUARD RAILS
  - PARKING SPACE
  - WALKS
  - STEPS
  - TREES
  - ENCLOSED WALK
  - COVERED WALK
  - DECIDUOUS SHRUBS

GRANADA RELOCATION CENTER	
HOSPITAL AREA	
PROJECT DIRECTOR	
DIVISION CHIEF	
DRAWN: J.I.	SECTION HEAD
TRACED: E.T.W.	
CHECKED: L.S.T.	
SCALE: 1"=50'	AMACHE 7-23-45




KEY TO PROJECTS, BLDGS, ETC. (W.R.A. CONSTRUCTED)									
NO.	NO. OF BLDG.	SIZE	FLOOR AREA	DATE STARTED	DATE COMPLETED	COST	ASSIGNMENT	LOCATION	
PROJECT T-1 MOTOR POOL									
58	1	40 X 194	7760 Sq.Ft.	10/43	1/45	11308.31	GARAGE	MOTOR POOL AREA	
59	1	12 X 14	168	3/43	3/43	245.00	STORAGE	" "	
60	1	20 X 40	800	4/43	4/43	1600.00	MOTOR POOL OFF.	" "	
61	1	20 X 50	1000	4/43	4/43	1850.00	TIRE SHOP	" "	
81	1	20 1/2 X 32	656	7/44	12/44	700.00	BLACKSMITH SHOP	" "	
PROJECT A-1 ADMIN. OFFICE BLDGS									
62	1	24 X 100	2400	3/43	4/43	4375.00	ADMIN LEAVE OFF.	ADMINISTRATION AREA	
63	1	24 X 100	2400	3/44	5/44	4650.31	OFF. BLDG.	" "	
76	1	12 X 36	432	4/43	4/43	155.00	BLDG. INFO. OFFICE	BLOCK 9F	
PROJECT A-2 ADMIN. STAFF QUARTERS									
65	10	24 X 100	2400	4/43	6/44	98,052.00	STAFF QUARTERS	STAFF QUARTER AREA	
16	4	20 X 100	2000	8/44	12/44	6,911.00	" (REMODELED)	M. P. AREA	
18	1	"	"	8/44	12/44	75.23	"	" "	
13	1	20 X 60	1200	9/42	11/42	2,100.00	MESS ADDITION	ADMIN.	
PROJECT A-3 WAREHOUSE									
64	1	20 X 20	400	11/43	2/44	1857.00	REFRIG STORAGE BLDG.	WAREHOUSE AREA	
68	1	20 X 90	1800	5/43	9/43	3,150.00	WAREHOUSE	" "	
69	1	35 X 99	3465	5/43	10/43	4,618.08	ROOT CELLAR	COAL STORAGE AREA	
PROJECT A-4 MAINTENANCE									
66	1	20 X 64	1280	7/43	7/43	2,240.00	ELECTR. & PLUMBER	WAREHOUSE AREA	
67	1	25 X 25	700	7/43	7/43	1,225.00	REFRIG. WELDING	" "	
71	3	"	"	7/45	2/45	1,235.00	BOX & CRATE SHOP	" "	
72	1	12 X 24	312	12/44	12/44	618.98	GATE HOUSE	CAMP ENTRANCE	
70	1	12 X 20	240	3/42	9/42	240.00	SHOP	M. P. AREA	
73	1	6 X 6	36	4/43	4/43	63.00	"	" "	
74	1	12 X 32	384	4/43	4/43	384.00	"	" "	
75	1	20 X 45 1/2	1190	10/42	10/42	2,082.50	INTERNAL SECURITY	BLOCK 9F	
85	1	16 X 20	320	6/43	6/43	320.00	GARBAGE WASH HSE.	SEWAGE DISPOSAL AREA	
84	1	"	"	18/43	2/44	823.91	TOILET FACTORY	WAREHOUSE 12	
PROJECT E-1 EDUCATION									
79	1	46,565	"	10/42	5/43	138,763.57	HIGH SCHOOL	BLOCK 10G	
80	2	20 X 100	2000	7/44	12/44	8,919.00	CLASSRM. JR. HIGH	" "	
1	12	20 X 120	2400	8/44	8/44	833.77	GRADE SCH. (REAR)	" BH	
2	1	40 X 100	4000	7/44	9/44	1,600.00	TERRY HALL (REAR)	" "	
3	1	2-20 X 100	2400	7/44	9/44	800.00	OFFICE	" "	
4	1	20 X 100	2000	7/44	9/44	180.00	SCHOOL BLDG.	" "	
4	5	20 X 100	"	7/43	8/43	180.00	NURSERY	BLKS-7K, 9E, 9K, 11F, 11H	
PROJECT C-1 COMMUNITY ACTIVITIES BLDGS									
ARMY BLDGS REMODELED TO COMMUNITY ACTIVITIES BLDGS									
4	1	20 X 100	2000	1/43	5/43	100.00	RED CROSS	6F BLOCK	
"	"	"	"	"	"	"	CATHOLIC CHURCH	7F	
"	"	"	"	"	"	"	SILK SCREEN	6E, 7E	
"	"	"	"	"	"	"	HOSPITALITY HSE.	6G	
"	"	"	"	"	"	"	TOWN HALL	6H	
"	"	"	"	"	"	"	BUDDHIST TEMPLE	7G	
"	"	"	"	"	"	"	"	12G	
"	"	"	"	"	"	"	CHRISTIAN CHURCH	7H	
"	"	"	"	"	"	"	GOH PARLOR	8E	
"	"	"	"	"	"	"	COMM. ACT. HEADQRT.	8F	
"	"	"	"	"	"	"	SHOGI ROOM	8G	
"	"	"	"	"	"	"	JUDO HALL	8H	
"	"	"	"	"	"	"	CHRISTIAN CHURCH	8K	
"	"	"	"	"	"	"	7TH DAY ADVENTUR.	9H	
"	"	"	"	"	"	"	BOYS SCOUTS	10E	
"	"	"	"	"	"	"	CHRISTIAN CHR.	10H	
"	"	"	"	"	"	"	"	11E	
"	"	"	"	"	"	"	U. S. O.	11G	
"	"	"	"	"	"	"	SHOGI ROOM	11K	
"	"	"	"	"	"	"	BLK. REC.-ATH. GYM.	12F	
77	"	120 X 100	12000	5/43	6/44	21,000.00	COOP STORE (NEW)	9F	
78	"	40 X 100	4000	6/43	11/43	5000.00	COOP WAREHSE	9F	
82	"	8 X 10	80	5/44	8/44	180.00	COLUMBARIUM	CEMETARY	

2.50 PER SQ. FT. 1ST. CLASS CONSTRUCTION  
1.75 " " " 2ND " "  
1.00 " " " 3RD " "

WAR RELOCATION AUTHORITY	
KEY TO PROJECTS AND BUILDING	
TO ACCOMPANY FINAL CLOSING REPORT	
GRANADA RELOCATION PROJECT	
PROJECT DIRECTOR	
DIVISION CHIEF	FILE NO.
DR. _____ DATE _____	
TR. _____ SHEET NO. _____ OF _____	
CH. _____	



FOURTH STREET



G STREET

DRIVEWAY

THIRD STREET

LEGEND

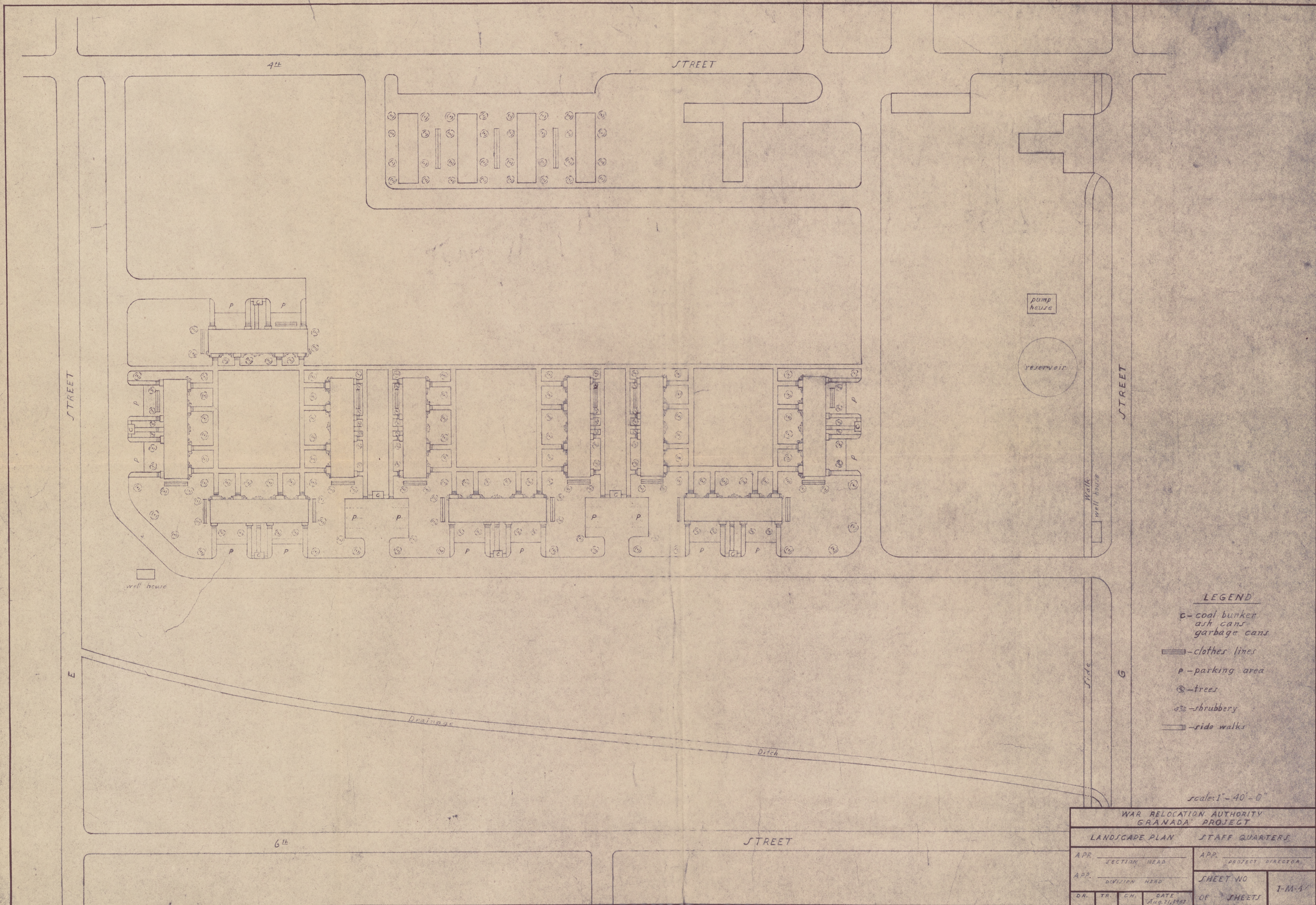
- FLAGSTONE WALK
- SIDEWALK
- RETAINING WALL
- PARKING SPACE
- GUARD RAILS
- WATER FOUNTAIN
- TREES
- DECIDUOUS SHRUBS
- STEPS
- CULVERT
- C. B. COAL BUNKER
- TRASH CAN

WAR RELOCATION AUTHORITY  
GRANADA RELOCATION CENTER - COLO.  
LANDSCAPE PLAN OF  
ADMINISTRATIVE AREA

DRAWN: B.K.  
TRACED: A.O.  
CHECKED: L.G.T.

SCALE: 1"=15' GRANADA, COLO. 7/31/45






# LEGEND

- c - coal bunker
- ash cans
- garbage cans
- clothes lines
- p - parking area
- ⊙ - trees
- ⊙ - shrubbery
- side walks

scale: 1" = 40'-0"

WAR RELOCATION AUTHORITY GRANADA PROJECT					
LANDSCAPE PLAN			STAFF QUARTERS		
APP.	SECTION HEAD		APP.	PROJECT DIRECTOR	
APP.	DIVISION HEAD		SHEET NO.	1-M-1	
DR.	TR.	CH.	DATE	OF SHEETS	
			Aug. 21, 1943		





Note:

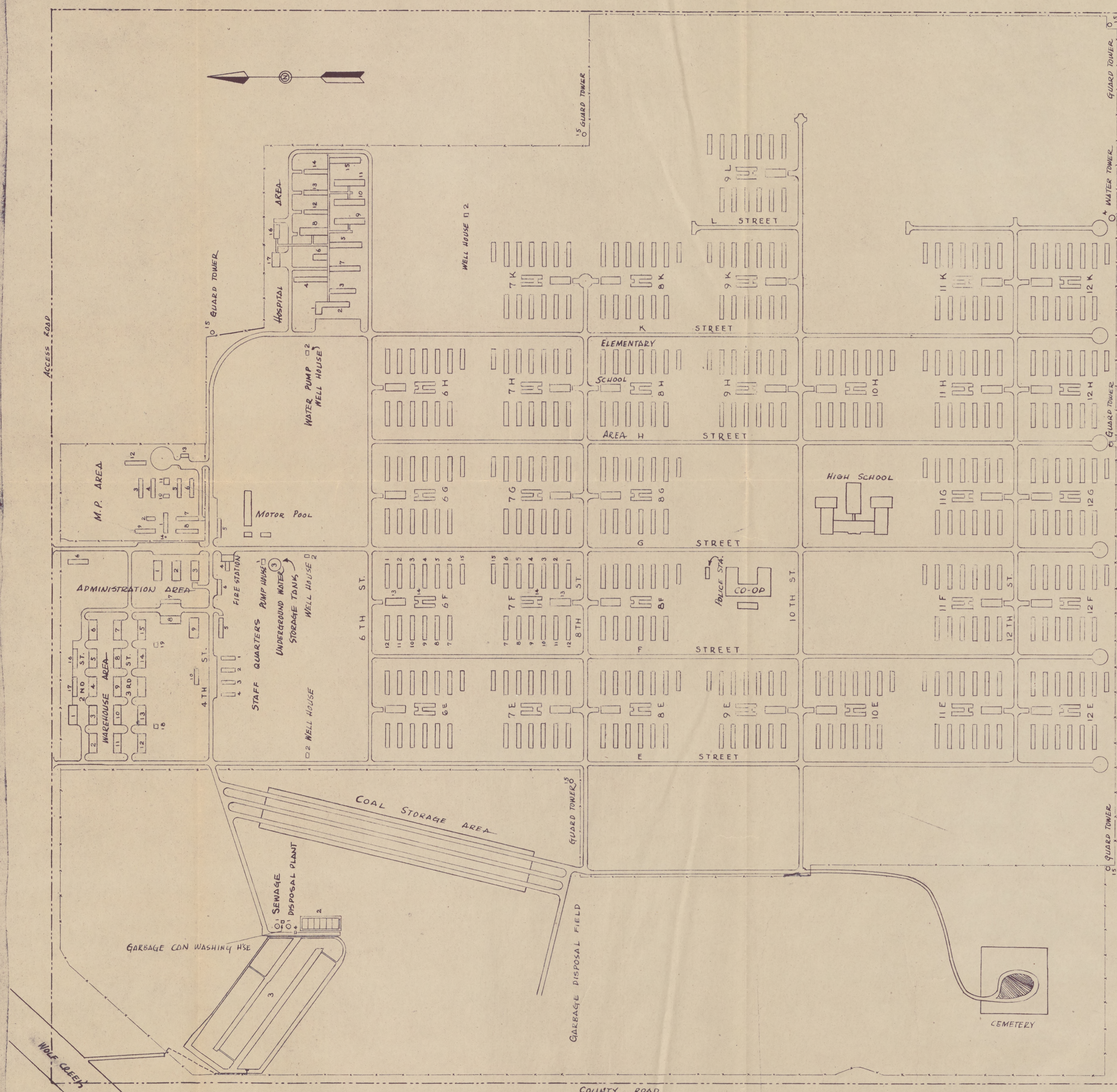
Sidewalks; edged with lime rock, backfilled with shale and clay top cover, one inch of sand.

Service Drive; Surfaced with shale and clay top cover, 2 inches gravel

Scale: 1" = 40'

WAR RELOCATION AUTHORITY			
DILLON S. MYER DIRECTOR			
GRANADA WAR RELOCATION PROJECT			
J. L. LINDLEY PROJECT DIRECTOR			
APP.	SECTION HEAD	APP.	PROJECT DIRECTOR
APP.	DR.	CH.	DATE
9/1/43	9/1/43	9/1/43	9/1/43
SHEET NO. —		OF — SHEETS	





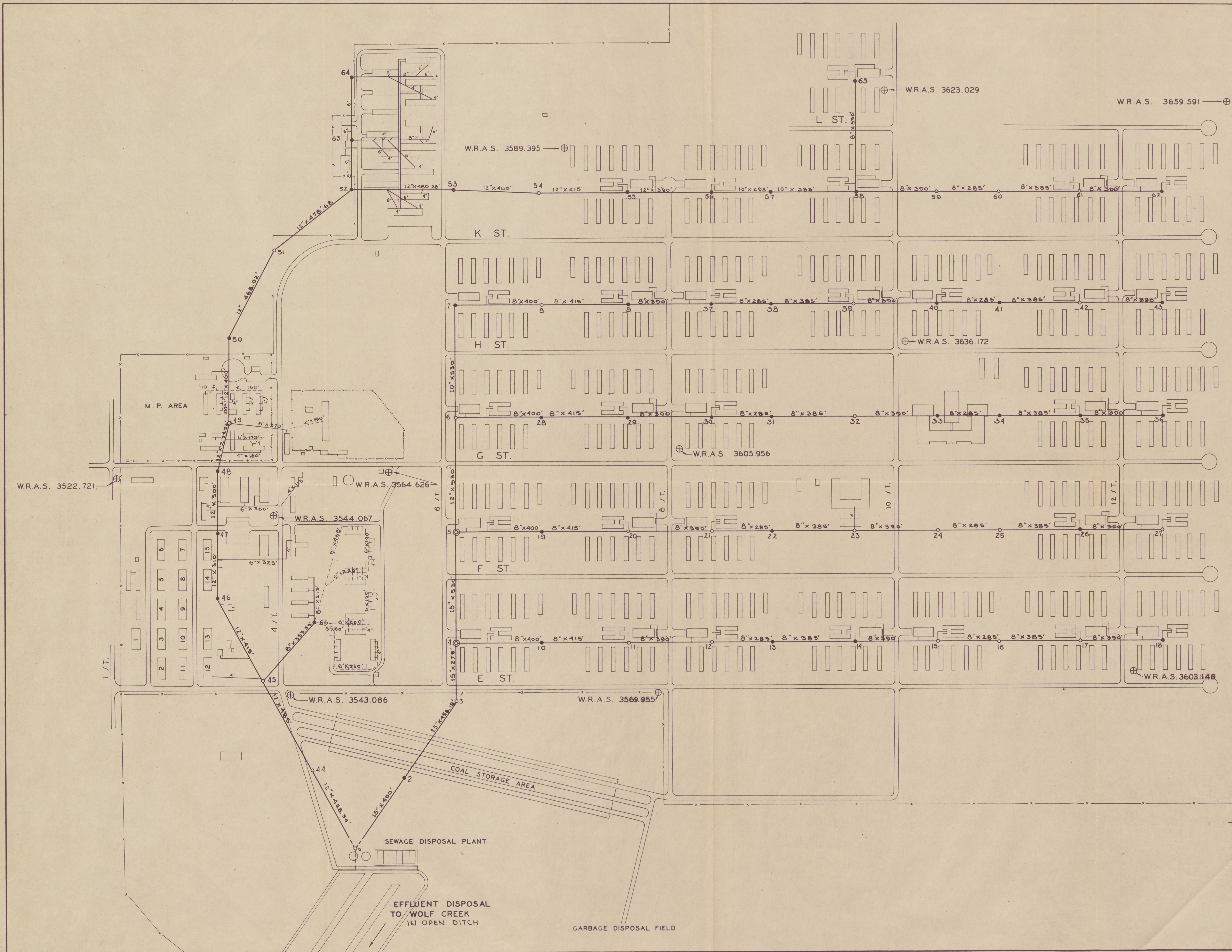
KEY TO PROJECTS, BLDGS ETC. AS ORIGINALLY CONSTRUCTED						
BLDG. OR PLAN NO.	NO. OF BLDG. OR PLANS	SIZE EACH	AREA EACH	LOCATION	ASSIGNMENT	
PROJECT A-1 ADMIN. OFFICE BLDGS						
1	1-(GC-B-2/4)	40 X 100	4000 Sq'	ADMIN. AREA	ADMIN. BLDG. NO. 1	
2	1-( " )	"	"	"	" NO. 2	
3	1-( " )	"	"	"	POST OFFICE	
4	1-(GC-B-2/8)	20 X 48	2880	"	FIRE STATION	
5	1-(GC-B-2/8)	20 X 100	2000	"	RECEPTION BLDG.	
6	1-(GC-CR1-1/81)	25 X 108	2700	"	FARM DIV. BLDG. (OLD BARR)	
7	1-(GC-B-2/4)	40 X 100	4000	"	ADMIN. GARAGE & SHOP	
8	1-(GC-CR1-1/41)	20 X 100	2000	"	OFFICE SERVICES BLDG.	
9	1-(GC-CR1-1/81)	40 X 100	4000	"	COMMUNITY ENTERPRISE BLDG.	
10	1-(GC-CR1-1/41)	20 X 100	2000	"	CENTER NEWSPAPER	
11	1-( " )	10 X 12	120	"	GAS STATION	
PROJECT A-2 ADMIN. STAFF QUARTERS						
1-4	4-(GC-B-2/8)	20 X 66	1320	STAFF AREA	STAFF DORMITORIES	
5	1-(GC-CR1-1/81)	20 X 100	2000	"	" MESS HALL	
6	1-(GC-CR1-1/81)	20 X 80	1600	"	" GARAGE	
PROJECT A-3 WAREHOUSE AREA						
1-15	15-(GC-B-2/4)	40 X 100	4000	WAREHOUSE A.	WAREHOUSES	
16-17	2-(GC-B-2/12)	20 X 100	2000	"	REFRIGERATED WAREHOUSE	
18-19	2-(GC-CR1-1/81)	18 X 24	432	"	LAVATORY TYPE L-2	
PROJECT B-1 EVACUEE BARRACKS						
1-12	360-(GC-CR1-1/41)	20 X 100	2000	EVACUEE A.	EVACUEE APTS	
PROJECT B-2 EVACUEE SERVICE BLDGS						
13	30-(GC-CR1-1/81)	40 X 100	4000	EVACUEE A.	MESSHALLS	
14	20-(GC-CR1-1/81)	2-20 X 100	2400	"	LAUNDRY & BATH	
15	30-(GC-CR1-1/81)	20 X 100	2000	"	RECREATION HALLS	
PROJECT H-1 HOSPITAL BLDGS						
1	1-(GC-CR1-1/81)	28.5 X 32.5	2906	HOSPITAL AREA	HOSPITAL AD. BLDG.	
2	1-(GC-CR1-1/81)	28.5 X 44	2480	"	DOCTORS' QUARTERS	
3	1-(GC-CR1-1/81)	28.5 X 130	3735	"	NURSES' "	
4	1-(GC-CR1-1/81)	25 X 160	4000	"	OCCUPANTIAL BLDG.	
5	1-(GC-CR1-1/81)	28.5 X 159.5	4705	"	CHILDRENS WARD	
6	1-(GC-CR1-1/81)	28.5 X 76	2242	"	SURGERY BLDG.	
7	1-(GC-CR1-1/81)	28.5 X 150.5	4440	"	OBSTETRICAL WARD	
8	1-(GC-CR1-1/81)	31 X 144	4464	"	HOSPITAL MESS HALL	
9-11	3-(GC-CR1-1/81)	28.5 X 150.5	4440	"	STANDARD WARD BLDGS	
12-13	2-(GC-CR1-1/41)	20 X 120	2400	"	WAREHOUSES	
14	1-(GC-CR1-1/81)	20 X 120	2400	"	MORQUE & DISINFECTING BLDG.	
15	1-(GC-CR1-1/81)	24.4 X 150.6	4440	"	ISOLATION WARD	
16	1-(GC-CR1-1/81)	28.4 X 70	2065	"	LAUNDRY	
17	1-(GC-CR1-1/81)	40.5 X 72	1504	"	BOILER HOUSE	
PROJECT M-1 MILITARY POLICE AREA						
1	1-(GC-CR1-1/81)	20 X 100	2000	M.P. AREA	M.P. HEADQUARTERS	
2	1-(GC-CR1-1/81)	20 X 44	880	"	B.O. QUARTERS	
3-6	4-(GC-CR1-1/81)	20 X 100	2000	"	BARRACKS	
7	1-(GC-CR1-1/81)	20 X 112	2240	"	MESS HALL M-136	
8	1-(GC-CR1-1/81)	20 X 100	2000	"	POST EXCHANGE	
9	1-(GC-CR1-1/81)	20 X 100	2000	"	RECREATION BLDG.	
10	1-(GC-CR1-1/81)	20 X 30	600	"	DISPENSARY	
11	1-(GC-CR1-1/81)	25.5 X 36.5	916	"	LAVATORY L-4	
12	1-(GC-CR1-1/81)	20 X 100	2000	"	GUARD HOUSE	
13	1-(GC-CR1-1/81)	20 X 40	800	"	GARAGE 4-CAR	
14	1-(GC-CR1-1/81)	"	"	"	FLAG POLE	
15	6-(GC-CR1-1/81)	7 1/2 X 7 1/2	56	"	GUARD TOWER	
PROJECT D-1 UTILITIES - POWER & SIGNAL LINES						
ORIGINAL SEE INSTALLATIONS SHOWN ON ELECTRICAL LAYOUT						
PROJECT S-1 SANITATION						
1	2-(GC-CR1-1/81)	41' DIA.	1320	SEWAGE DISPOSAL	1X HOFF TANK	
2	1-(GC-CR1-1/81)	80 X 200	16000	"	SLUDGE BLDG.	
3	1-(GC-CR1-1/81)	350 X 750	275,000	"	AERATION PONDS	
4	1-(GC-CR1-1/81)	9 3/4 X 11 3/4	106	"	PUMP HOUSE	
PROJECT W-1 WATER SUPPLY						
1	1-(GC-CR1-1/41)	18 1/2 X 31 3/4	586	NEAR FIRE STA.	PUMP HOUSE	
2	4-(GC-CR1-1/81)	12 X 30	360	STAFF Q. & HOSP. A.	WATER SUPPLY WELLS	
3	1-(GC-CR1-1/81)	50' DIA.	2733	BY FIRE STA.	UNDERGROUND WATER STORAGE	
4	1-(GC-CR1-1/81)	70 X 70	4900	S.E. CORNER OF C.	ELEVATED WATER TANK	

WAR RELOCATION AUTHORITY	
ORIGINAL CENTER AREA	
LAYOUT PLAN	
TO ACCOMPANY FINAL CLOSING REPORT	
GRANADA RELOCATION PROJECT	
PROJECT DIRECTOR	
DIVISION CHIEF	FILE NO.
DR. G.N.	DATE: JUNE 27, 1945
TR. E.H.	SHEET NO. 1 OF 1
CH. C.G.	







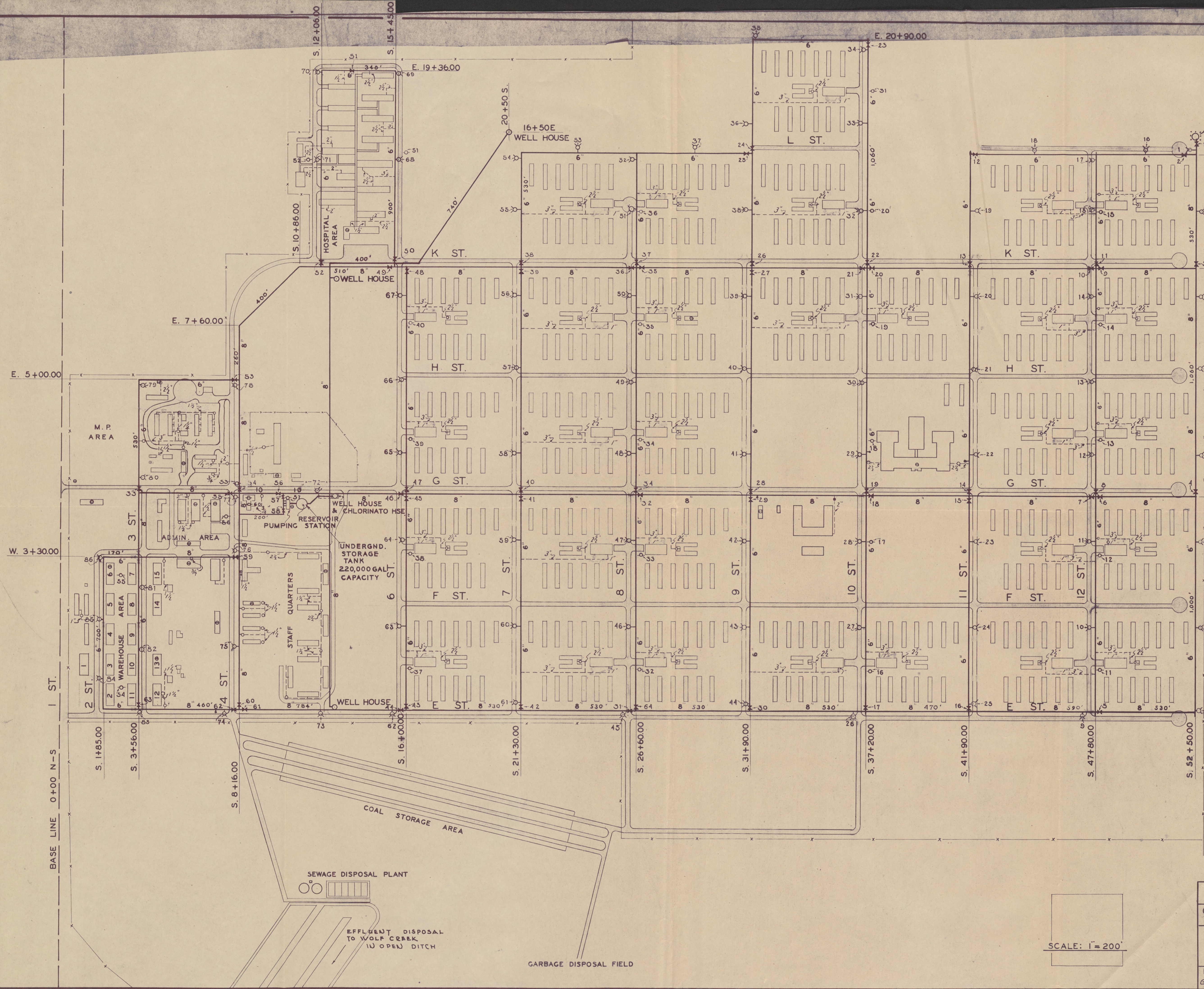


⊕ - W.R.A. SURVEY BENCH MARK

LEGEND  
 ⊕ DROP MANHOLE  
 ○ STANDARD MANHOLE  
 ● " / SHALLOW MANHOLE  
 — HOUSE CONNECTION  
 NOTE: - ALL HOUSE CONNECTIONS /  
 6" EXCEPT AS NOTED  
 --- W.R.A. CONSTRUCTED

WAR RELOCATION AUTHORITY		FILE NO: 11-2
SEWER SYSTEM		
TO ACCOMPANY FINAL CLOSING REPORT		
GRANADA RELOCATION PROJECT		
PROJECT DIRECTOR		DIVISION CHIEF
DR. <i>[Signature]</i>		
TR. <i>[Signature]</i>		
CH. <i>[Signature]</i>		
DATE: <i>[Blank]</i>		SHEET NO. <i>[Blank]</i> OF <i>[Blank]</i>





ELEVATED WATER STORAGE TANK  
25,000 GAL. CAPACITY

E. 15+60.00

E. 10+30.00

WATER MAINS

ITEM	MATERIAL	PIPE	HOW JOINTED	SIZE	LENGTH
1	W.I.	GAS	SCREW COUPL.	10"	890 FT.
2	"	"	"	8"	5880'
3	"	"	"	8"	2455'
4	"	"	"	8"	14445'
5	"	"	"	6"	23910'
6	"	"	"	6"	2280'
TOTAL:					49855'

W. 0+30.00

W. 10+30.00

### LEGEND

- WATER LINE
- WATER LINE VALVE
- FIRE HYDRANT
- WATER SERVICE LINE
- PLUGGED FITTING FOR FUTURE EXTENSION
- FIRE PHONE
- BUSINESS PHONE

### UTILITY SYSTEMS WATER SUPPLY, STORAGE & DISTRIBUTION SYSTEM GENERAL LAYOUT (TO ACCOMPANY FINAL CLOSING REPORT.)

WAR RELOCATION AUTHORITY DILLON S. MYER DIRECTOR			
GRANADA WAR RELOCATION PROJECT J. G. LINDLEY PROJECT DIRECTOR			
APP. SECTION HEAD	APP. PROJECT DIRECTOR		
APP. DIVISION CHIEF	SHEET NO. 11-1-3		
DR. TR. CH. DATE	OF SHEETS		
G. N. R. O. 1943	Aug. 31, 1943		

SCALE: 1" = 200'